

Lincoln Regulators, Filters & Lubricators

A well-planned compressed air system ensures minimum pressure loss in the system, and the removal of contaminants: water, compressor oil, etc. An inefficient system results in higher costs per unit of compressed air, improper or erratic tool operation, shortened component life and reduced capacity. Lincoln provides individual components and combined component systems to give you the highest quality for your compressed air tool operations.

Changes in air pressure can affect the performance of air-powered equipment. Most equipment will operate beyond recommended pressure, but this causes excess torque, force and wear and wastes compressed air. Lincoln air regulators eliminate this problem by providing the consistent pressure required for each tool, ensuring maximum life and working efficiency for your pneumatic equipment.

Air filters are essential for proper performance of air powered tools, equipment and machinery. Lincoln filters are designed to minimize water vapor and contaminants in the air supply. Install a large filter in the main distribution line immediately after the compression accumulator tank. Another smaller filter should be placed inline within 20 feet of the equipment it will protect. This ensures the removal of solid particles at point of use and most condensed moisture.

Most air-operated tools, equipment and components of air systems require oil lubrication for proper function and to ensure long service life. Lincoln air line lubricators are designed to meter precise amounts of lubricant into the air supply, improving the efficiency of cylinders, valves and air motors. Lubrication is automatically provided in a nearly constant oil-to-air ratio over a wide range of air flows. Air passing through the operated device is a very fine mist that can be carried over a long distance, serving more than one tool at a time.

Miniature Units

Model 600003 Miniature Regulator

All brass construction with Buna N diaphragm. For 1/4" pipe size. Maximum supply pressure 300 psig. Reduced pressure range: 0-125 psig. Operating temperature range: -40° to 180°F. Diameter 1 3/8", height 2 3/4", weight 1/2 lb.

Model 600103 Miniature Filter

All brass construction with porous bronze filter (20 micron) element and shatter proof polycarbonate bowl. For 1/4" pipe size. Maximum supply pressure 200 psi. Maximum operating temperature 120°F. Diameter 1 9/16", height 4", weight 3/8 lb.

Model 600203 Miniature Lubricator

All brass construction with shatterproof polycarbonate bowl. For 1/4" pipe size. Maximum supply pressure 200 psi. Maximum operating temperature 120°F. Oil viscosity limitation not over 800 S.S.U. (SAE #30 not under 85°F). Diameter 1 9/16", height 4 3/8", weight 1/4 lb.

Gauges

Model 66100 Gauge

Registers pressures up to 200 psi. Dial diameter 2". 1/4" NPT(m) bottom connection. Calibrated both in psi and kg/cm².

Model 66101 Gauge


Same as 66100 except 1/8" NPT(m) bottom connection.


Model 600401 Gauge

Same as 66100 except with 1/4" NPT center back connection.

Model 66111

Same as 66100 except registers to 5000 psi.






Regulators

Die-cast zinc construction with stainless steel strainer and renewable brass seat. Diaphragm and disc are oil-resistant Buna-N. Secondary pressure side gauge connections are 1/4" NPTF and are sealed with removable pipe plugs. Maximum supply pressure is 300 psi (20 bar) for all sizes listed. Operating range 0-250 psi (0-17 bar). Operating temperature range: 40°-120°F (4°-49°C).

Model	Pipe Size inches	A in (mm)	B in (mm)	C in (mm)	D in (mm)	Weight lbs (kg)
600004	1/4	3 (75)	6 (150)	1 ³ / ₈ (35)	2 ³ / ₈ (70)	1.8 (0.8)
600006	3/8	3 (75)	6 (150)	1 ³ / ₈ (35)	2 ³ / ₈ (70)	1.8 (0.8)
600008	1/2	3 ⁹ / ₁₆ (90)	7 (175)	1 ¹ / ₂ (38)	3 ¹ / ₄ (79)	2.8 (1.3)
600012	3/4	4 ¹¹ / ₁₆ (119)	10 (254)	1 ⁷ / ₈ (48)	4 ³ / ₈ (111)	6.2 (2.8)
600016	1	4 ¹¹ / ₁₆ (119)	10 (254)	1 ⁷ / ₈ (48)	4 ³ / ₈ (111)	6.2 (2.8)

82413 Control Assembly

Includes 66100 Gauge and 600004 Regulator. Inlet and outlet 1/4" NPTF.



Filters

Construction of die-cast zinc with 40 micron filter element of porous bronze. Metal bowl with sight glass. Maximum supply pressure 250 psi (17 bar). Maximum temperature 150°F (65°C).

Model	Pipe Size inches	Capacity oz (cc)	A in (mm)	B in (mm)	C in (mm)	D in (mm)	Weight lbs (kg)
600104	1/4	5 (148)	2 ¹⁵ / ₁₆ (75)	5 ⁵ / ₈ (143)	5 ¹ / ₈ (130)	2 ¹ / ₂ (64)	1.8 (0.8)
600106	3/8	5 (148)	2 ¹⁵ / ₁₆ (75)	5 ⁵ / ₈ (143)	5 ¹ / ₈ (130)	2 ¹ / ₂ (64)	1.8 (0.8)
600108	1/2	8 (237)	3 ³ / ₄ (95)	6 ¹ / ₄ (159)	5 ⁵ / ₈ (143)	3 ¹ / ₄ (83)	2.8 (1.3)
600112	3/4	16 (473)	4 ⁷ / ₈ (124)	8 ³ / ₄ (222)	7 ³ / ₄ (197)	4 ⁹ / ₁₆ (116)	6.3 (2.9)
600116	1	16 (473)	4 ⁷ / ₈ (124)	8 ³ / ₄ (222)	7 ³ / ₄ (197)	4 ⁹ / ₁₆ (116)	6.3 (2.9)


600301 Automatic Drain Conversion Kit

Converts manual drain filter to automatic drain. Increases filter efficiency and eliminates problem of manual draining.

Lubricators

Constructed of die-cast zinc. Metal bowl with sight glass. Maximum supply pressure 250 psi (17 bar). Maximum temperature 150°F (65°C). Oil viscosity maximum not over 800 S.S.U. (SAE 30, not under 85°F/29°C).


Note: Oil adjustment may be made tamper-proof by removing "Dial Set" knob on all models. All sizes may be filled while under pressure.



Model	Pipe Size inches	Capacity oz (cc)	A in (mm)	B in (mm)	C in (mm)	D in (mm)	Weight lbs (kg)
600204	1/4	5 (148)	2 ¹⁵ / ₁₆ (75)	7 ⁵ / ₈ (194)	5 ⁵ / ₈ (143)	2 ¹ / ₂ (64)	2.2 (1)
600206	3/8	5 (148)	2 ¹⁵ / ₁₆ (75)	7 ⁵ / ₈ (194)	5 ⁵ / ₈ (143)	2 ¹ / ₂ (64)	2.2 (1)
600208	1/2	8 (237)	3 ³ / ₄ (95)	8 ¹ / ₈ (206)	5 ³ / ₄ (146)	3 ¹ / ₄ (83)	3.3 (1.5)
600212	3/4	16 (473)	4 ⁷ / ₈ (124)	10 ¹ / ₂ (267)	7 ⁷ / ₈ (200)	4 ⁹ / ₁₆ (116)	4.2 (1.9)
600216	1	16 (473)	4 ⁷ / ₈ (124)	10 ¹ / ₂ (267)	7 ⁷ / ₈ (200)	4 ⁹ / ₁₆ (116)	4.2 (1.9)

Lincoln's MODULAR AirCare™ Regulators, Filters and Lubricators

- Modular components snap into place for quick assembly and service
- Wide selection of sizes, styles and capacities to meet specific application requirements



Modular Air Line Filters

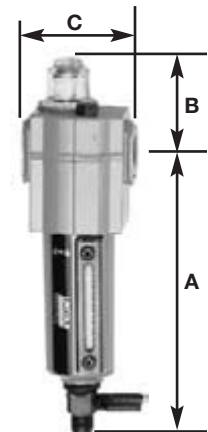
Model No.	Max. Air Supply psi / bar	Operating Temperature Range - F / C	Material of Construction		Element	
			Body	Bowl	Material	Particle Size
602104	250	0 to 150	Zinc	Zinc*	Sintered Polypropylene	40µ
602106		-18 to 65				
602108	17	0 to 175	Aluminum	Aluminum*		

* Transparent nylon liquid level indicator lens.



Modular Air Line Regulators


Model No.	Max. Air Supply psi / bar	Operating Temperature Range - F / C	Material of Construction				Secondary (Gauge) Connections (in.)
			Body	Bonnet	Valve Seals	Bottom Plug	
602004	300	0 to 150 -18 to 65	Zinc	Acetal	Brass Nitrile	Acetal	1/8 NPT (F)
602005							
602006							
602007	20	0 to 175 -18 to 79	Aluminum	Aluminum			1/4 NPT (F)
602008							
602009							



Modular Air Line Lubricators

Model No.	Max. Air Supply psi / bar	Operating Temperature Range - F / C	Material of Construction			Recommended Lubricants
			Body	Bowl	Sight feed Dome	
602204	250	0 to 150	Zinc	Zinc*	Transp Nylon	Misting type oil 50 to 200 SSU (ISO Grade 7 to 46) at 100°F (38°C)
602206		-18 to 65				
602208	17.2	0 to 175 -18 to 79	Aluminum	Aluminum*		

* Transparent nylon liquid level indicator lens.



Integrated/Modular Filter/Regulator with Gauge

Can be used with other AirCare Modular Components.

Model No.	Max. Air Supply psi / bar	Operating Temperature Range - F / C	Element Particle Size	Outlet Pressure Adj. Range psi / bar
602134	250	0 to 150	40µ	5 to 150
602136		-18 to 65		
602138		0.3 to 10 -18 to 79		0.3 to 10

FRL/AirCare™

AirCare Air Preparation Systems




Model No.	Drain Type	Port Size PTF	Dimensions - in. / mm				Weight lbs. / kg
			A	B	C	Dia.	
602104	Manual	¼	5.27	0.75	1.98	1.91	1.1
602106		¾	134	19	50	48	0.5
602108		½	6.95 / 177	1.00	3.15	2.89	1.8
602109	Automatic		6.35 / 161	25	80	74	0.8

Model No.	Outlet Press. Adj. Range psi / bar	Connections NPT-Female (in.)	Dimensions - in. / mm				Adjuster	Weight lbs. / kg
			A	B	C	D		
602004	5 to 150	¼	4.0 / 102	1.31	2.0	3.2	T-Handle	0.8
602005			2.88 / 73				Knob	
602006	0.3 to 4	¾	4.0 / 102	33	50	83	T-Handle	0.4
602007			2.88 / 73				Knob	
602008	10 to 250 0.7 to 16	½	5.95	1.69	3.15	5.1	T-Handle	1.77
602009	5 to 150 0.3 to 4		151				127	

Model No.	Connections NPT-Female	Bowl Capacity ozs. / ml	Dimensions - in. / mm				Weight lbs. / kg
			A	B	C	D	
602204	¼	2.0	5.27	1.63	1.98	1.91	1.1
602206	¾	58	134	41	50	48	0.5
602208	½	7.0 207	6.95 177	2.12 53	3.15 80	2.89 74	1.6 0.7

Model No.	Drain Type	Port Size PTF	Dimensions - in. / mm				Weight lbs. / kg
			A	B	C	D	
602134	Manual	¼	5.27	2.89	1.98	3.29	1.2
602136		¾	134	73	50	83	0.5
602138		½	6.95 177	4.98 127	3.15 80	5.10 130	2.6 1.2

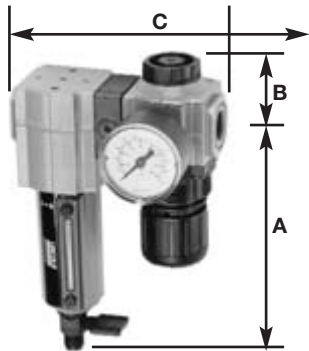


Modular Air Line Combination Units

Filter-Regulator with Gauge-Lubricator

Model No.	Max. Air Supply psi / bar	Operating Temperature Range - F / C	Element Particle Size	Outlet Pressure Adj. Range psi / bar	Lubricator Bowl Capacity ozs. / ml
85387-4	250	0 to 150	40μ	5 to 150	2.0
85387-6	17	-18 to 65			58

* Transparent nylon liquid level indicator lens.

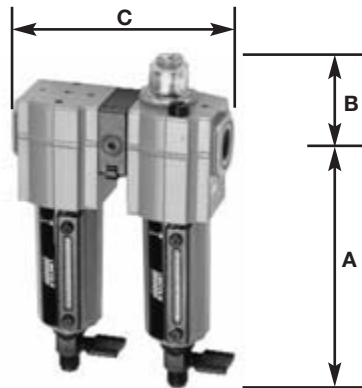


Modular Air Line Combination Units

Filter-Regulator with Gauge

Model No.	Max. Air Supply psi / bar	Operating Temperature Range - F / C	Element Particle Size	Outlet Pressure Adj. Range psi / bar
85388-4	250	0 to 150 / -18 to 65	40μ	5 to 150
85388-8	17	0 to 175 / -18 to 79		0.3 to 10

* Transparent nylon liquid level indicator lens.




Modular Air Line Combination Units

Filter-Lubricator

Model No.	Max. Air Supply psi / bar	Operating Temperature Range - F / C	Element Particle Size	Lubricator Bowl Capacity ozs. / ml
85389-8	250 / 17.2	0 to 175 / -18 to 79	40μ	7.0 / 207

* Transparent nylon liquid level indicator lens.



High-Capacity Air Line Filters

Model No.	Max. Air Supply psi / bar	Operating Temperature Range - F / C	Material of Construction		Element	
			Body	Bowl	Material	Particle Size
602112	250 17.2	0 to 175 -18 to 79	Aluminum	Aluminum* w/ Pyrex sight glass	Sintered bronze	50μ
602113						
602116						
602117						

* Pyrex liquid level indicator.

FRL/AirCare™

AirCare Air Preparation Systems

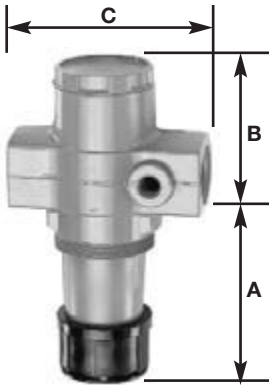


Model No.	Drain Type	Port Size PTF	Dimensions - in. / mm			Weight lbs. / kg
			A	B	C	
85387-4	Manual	¼	5.27	1.63	6.46	3.3
85387-6		¾	134	41	164	1.5
85387-8		½	6.95 / 177	2.12 / 53	10.52 / 267	6.2 / 2.8

Model No.	Drain Type	Port Size PTF	Dimensions - in. / mm			Weight lbs. / kg
			A	B	C	
85388-4	Manual	¼	5.27 / 134	1.31 / 33	4.22 / 108	2.1 / 1.0
85388-8		½	6.95 / 177	1.69 / 43	6.84 / 174	4.2 / 2.0


Model No.	Drain Type	Port Size PTF	Dimensions - in. / mm			Weight lbs. / kg
			A	B	C	
85389-8	Manual	½	6.95 / 177	2.12 / 53	6.84 / 174	3.8 / 1.7

Model No.	Drain Type	Port Size PTF	Dimensions - in. / mm				Weight lbs. / kg
			A	B	C	Dia.	
602112	Manual	¾	10.44 / 265	1.25	4.75	5.52	4.1
602113	Automatic		10.06 / 256				
602116	Manual	1	10.44 / 265	32	121	140	1.9
602117	Automatic		10.06 / 256				



High-Capacity Air Line Regulators

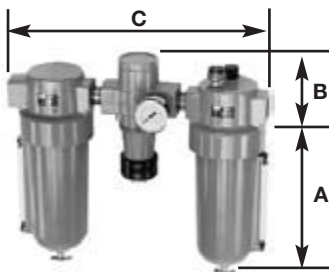
Model No.	Max. Air Supply psi / bar	Operating Temperature Range - F / C	Material of Construction				Secondary (Gauge) Connections (in.)
			Body	Bonnet	Valve Seals	Bottom Plug	
602012	300 20	0 to 175 -18 to 79	Aluminum	Aluminum	Aluminum Nitrile	Aluminum	¼ NPT (F)
602013							
602016							



High-Capacity Air Line Lubricators

Model No.	Max. Air Supply psi / bar	Operating Temperature Range - F / C	Material of Construction			Recommended Lubricants
			Body	Bowl	Sight feed Dome	
602212	250	0 to 175	Aluminum	Aluminum*	Transp. Nylon	Misting type oil 50 to 200 SSU (ISO Grade 7 to 46) at 100°F (38°C)
602216	17.2	-18 to 79				

* Pyrex liquid level indicator.

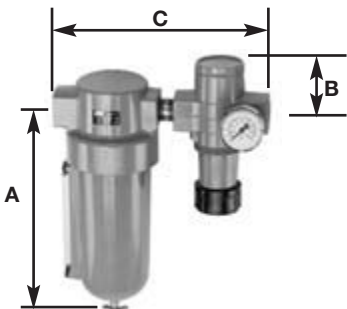


High-Capacity Air Line Combination Units

High Capacity Filter-Regulator with Gauge-Lubricator

Model No.	Max. Air Supply psi / bar	Operating Temperature Range - F / C	Element Particle Size	Outlet Pressure Adj. Range psi / bar	Lubricator Bowl Capacity ozs. / ml
85387-12	250	0 to 175	50µ	5 to 125	32
85387-16	17	-18 to 79		0.3 to 8.6	946

* Pyrex liquid level indicator.




High-Capacity Air Line Combination Units

Filter-Regulator with Gauge

Model No.	Max. Air Supply psi / bar	Operating Temperature Range - F / C	Element Particle Size	Outlet Pressure Adj. Range psi / bar

* Pyrex liquid level indicator.



High-Capacity Air Line Combination Units

Filter-Lubricator

Model No.	Max. Air Supply psi / bar	Operating Temperature Range - F / C	Element Particle Size	Lubricator Bowl Capacity ozs. / ml
85389-12	250	0 to 175	50µ	32

* Pyrex liquid level indicator.

FRL/AirCare™

AirCare Air Preparation Systems




Model No.	Outlet Press. Adj. Range psi / bar	Connections NPT-Female in.	Dimensions - in. / mm				Adjuster	Weight lbs. / kg
			A	B	C	D		
602012	10 to 250 / 0.7 to 16	¾	5.69 / 145	2.38	4.25	2.38	T-Handle	2.5
602013	5 to 150 / 0.3 to 10		4.71 / 120					
602016	10 to 250 / 0.7 to 16	1	5.69 / 145	60	108	60	T-Handle	

Model No.	Connections NPT-Female	Bowl Capacity ozs. / ml	Dimensions - in. / mm				Weight lbs. / kg
			A	B	C	Dia.	
602212	¾	32	10.24	2.22	4.50	5.52	3.6
602216	1	946	260	56	114	140	1.6

Model No.	Drain Type	Port Size PTF	Dimensions - in. / mm			Weight lbs. / kg
			A	B	C	
85387-12	Manual	¾	10.44	2.22	14.75	10.6
85387-16		1	265	56	375	4.8

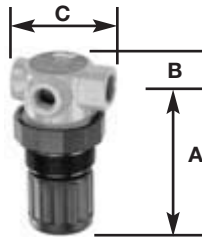
Model No.	Drain Type	Port Size PTF	Dimensions - in. / mm				Weight lbs. / kg
			A	B	C	Dia.	
85388-12	Manual	¾	10.44	2.38	10	5.52	6.9
			265	60	254	140	3.1

Model No.	Drain Type	Port Size PTF	Dimensions - in. / mm				Weight lbs. / kg
			A	B	C	Dia.	
85389-12	Manual	¾	10.44	2.22	10.25	5.52	7.8
85389-16		1	265	56	260	140	3.5




Miniature Air Line Components—Air Line Filter

Model No.	Max. Air Supply psi / bar	Operating Temperature Range - F / C	Material of Construction		Element	
			Body	Bowl	Material	Particle Size
602103	150 10.3	0 to 125 -18 to 52	Zinc	Polycarbonate	Porous Polypropylene	50µ




Miniature Air Line Components—Air Line Regulator

Model No.	Max. Air Supply psi / bar	Operating Temperature Range - F / C	Material of Construction				Secondary (Gauge) Connections-in.
			Body	Bonnet	Valve Seals	Bottom Plug	
602003	300 / 20	0 to 150 -18 to 65	Zinc	Acetal	Brass/Nitrile	Acetal	½ NPT (F)



Miniature Air Line Components—Air Line Lubricator


Model No.	Max. Air Supply psi / bar	Operating Temperature Range - F / C	Material of Construction			Recommended Lubricants
			Body	Bowl	Sight feed Dome	
602203	150 10.3	0 to 125 -18 to 52	Aluminum	Polycarbonate	Transp. Nylon	Misting type oil 50 to 200 SSU (ISO Grade 7 to 46) at 100°F / 38°C



Miniature Air Line Combination Units

Filter-Regulator with Gauge-Lubricator

Model No.	Max. Air Supply psi / bar	Operating Temperature Range - F / C	Element Particle Size	Outlet Pressure Adj. Range psi / bar	Lubricator Bowl Capacity ozs. / ml
85672	150 / 10.3	0 to 150 / -18 to 65	50µ	5 to 100 / 0.3 to 6.9	1.0 / 30



Miniature Air Line Combination Units

Filter-Lubricator

Model No.	Max. Air Supply psi / bar	Operating Temperature Range - F / C	Element Particle Size	Lubricator Bowl Capacity ozs. / ml
85674	150 / 10.3	0 to 125 / -18 to 52	5µ	1.0 / 30

FRL/AirCare™

AirCare Air Preparation Systems



Model No.	Drain Type	Port Size PTF	Dimensions - in. / mm				Weight lbs. / kg
			A	B	C	Dia.	
602103	Manual	¼	3.25 / 83	0.38 / 10	1.63 / 42	1.45 / 37	0.3 / 0.12

Model No.	Outlet Press. Adj. Range psi / bar	Connections NPT-Female in.	Dimensions - in. / mm				Adjuster	Weight lbs. / kg
			A	B	C	D		
602003	5 to 100 0.3 to 6.9	¼	2.52 64	0.39 10	1.63 41	1.45 37	Knob	0.3 0.13

Model No.	Connections NPT-Female in.	Bowl Capacity ozs. / ml	Dimensions - in. / mm				Weight lbs. / kg
			A	B	C	Dia.	
602203	¼	1.0 / 30	3.25 / 83	1.98 / 50	1.63 / 41	1.45 / 37	0.3 / 0.13

Model No.	Drain Type	Port Size PTF	Dimensions - in. / mm				Weight lbs. / kg
			A	B	C	Dia.	
85672	Manual	¼	3.25 / 83	1.98 / 50	5.61 / 143	1.45 / 37	1.3 / 0.6

Model No.	Drain Type	Port Size PTF	Dimensions - in. / mm				Weight lbs. / kg
			A	B	C	Dia.	
85674	Manual	¼	3.25 / 83	1.98 / 50	3.66 / 93	1.45 / 37	0.9 / 0.4

Modular Air Line Equipment Accessories— Lockout Valve

Install in-line or modular with other AirCare products to help conform to OSHA Lockout Regulations. In the closed position, valves block inlet air flow and exhaust downstream air.



Model No.	For Modular use with	For In-Line use with	Max. Air Supply psi / bar	Operating Temperature Range-F / C
247770	¼" Modular	¼"	250	0 to 150
247771	⅜" Modular	⅜"		
247772	½" Modular	½"	17	-20 to 65

Modular Air Line Equipment Accessories— Quick Clamp

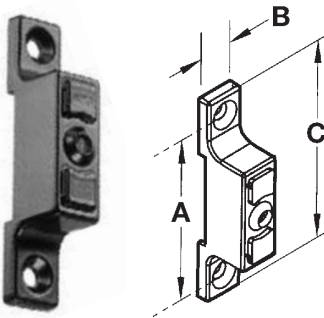
Use with Modular Air Line Components to provide modular installation capability. Flanges on the products slide into "V" grooves in the quick clamp. Two face-sealing o-rings in the quick clamp provide an air tight connection when the clamp is closed.



Model No.	For Modular Sizes	Dimensions in. / mm
247782	¼" and ⅜"	1.50 / 38
247783	½" and ¾"	2.00 / 51

Modular Air Line Equipment Accessories— Quick Clamp Wall Mounting Bracket

Use with quick clamp to provide secure mounting to a wall, machine panel or other flat surface.



Model No.	For Modular Sizes	Dimensions in. / mm		
		A	B	C
247792	¼" and ⅜"	2.32 / 59	0.55 / 14	2.91 / 74
247793	½" and ¾"	3.25 / 83	0.95 / 24	4.0 / 102

Modular Air Line Equipment Accessories— Quick Mount Pipe Adaptors


Use with quick clamp to provide threaded connections to the system piping.



Model No.	For Modular use with	Port Size - in.
247787	⅜" Modular	⅜"
247789	½" and ¾" Modular	⅜"
247791		¾"

Modular Air Line Equipment Accessories— Manifold Block

Installs with quick clamps. Ports are threaded pipe to provide manifolding capability for up to three components.



Model No.	Port Size-in.	For Modular Sizes	Dimensions-in. / mm	
			A	B
247795	¾"	½" and ¾"	2.27 / 57.8	3.15 / 80



**Modular Air Line Equipment Accessories—
 Pressure Switch**

Monitors air pressure and provides an electrical signal when the pressure drops below or exceeds the preset pressure. Installs between two quick clamps. Also provides three additional ¼" auxiliary outlets.

Model No.	For Modular Sizes	Maximum Inlet Pressure psi / bar	Operating Temperature Range-F / C	Adjustment Range
247797	½" and ¾"	250 / 17	0 to 150 / -20 to 65	30 to 150 / 2 to 10



**Modular Air Line Equipment Accessories—
 Tamper Resistant Cover & Seal Wire**

Install on the adjusting knob of regulators to help prevent unauthorized adjustment of the pressure setting.

Model No.	For Modular Sizes
247778	½" and ¾"



**Modular Air Line Equipment Accessories—
 Wall Mount Bracket**

Use to secure Modular Air Line components to a wall, machine panel or other flat surface.

Model No.	For Modular Sizes
247775	¼" and ¾"



**Air Line Equipment Accessories—
 Mounting Bracket and Nut-Miniature**

Use to secure Miniature Air Line components to a wall, machine panel or other flat surface.

Model No.	Component
247774	All Regulators and Lubricators



Air Line Equipment Accessories—Pressure Gauges

Available in ⅛" NPT and ¼" NPT back connection.

Model No.	For Regulator Sizes	Gauge Dia.	Connection	Pressure Range
247843	¼" and ⅜"	1½"	⅛" NPT	0 to 160 / 0 to 11
247844 247863	½", ¾" and 1"	2"	¼" NPT	0 to 300 / 0 to 20